



March By the Numbers

Monthly Key Economic Indicators



Amid the city's Coronavirus lockdown, Times Square's pedestrian counts have reached record lows.



0 new stores

Opened in Times Square



\$26,405,187*

*Average Weekly Broadway Ticket Sales for the first two weeks of March



169,559

Average Daily Visitors to Times Square



0

Total SF Leased in Times Square



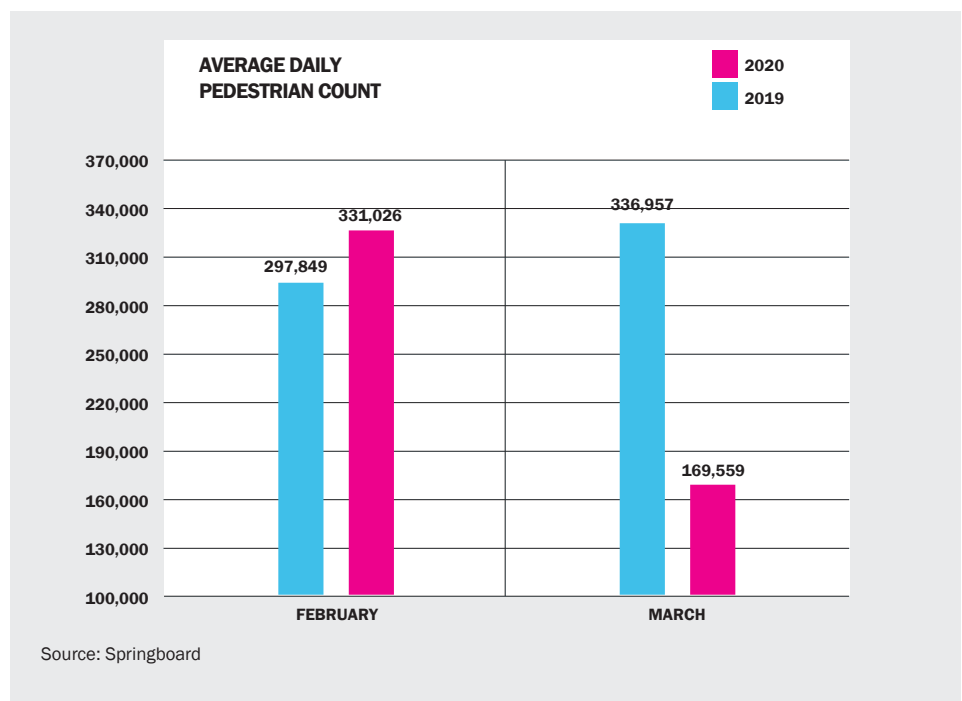
Average Daily Visitors

Pedestrian Count

In March, Times Square saw a dramatic **49.7% decrease** in pedestrians from March 2019.

This month, the average daily pedestrian count was **169,559**, a 48.8% decrease from last month. Beginning the week of March 10th, Times Square foot traffic progressively declined, likely due to the closure of Broadway and Coronavirus.

On March 29th, Times Square foot traffic reached its lowest level on record at **29,687 visitors**.





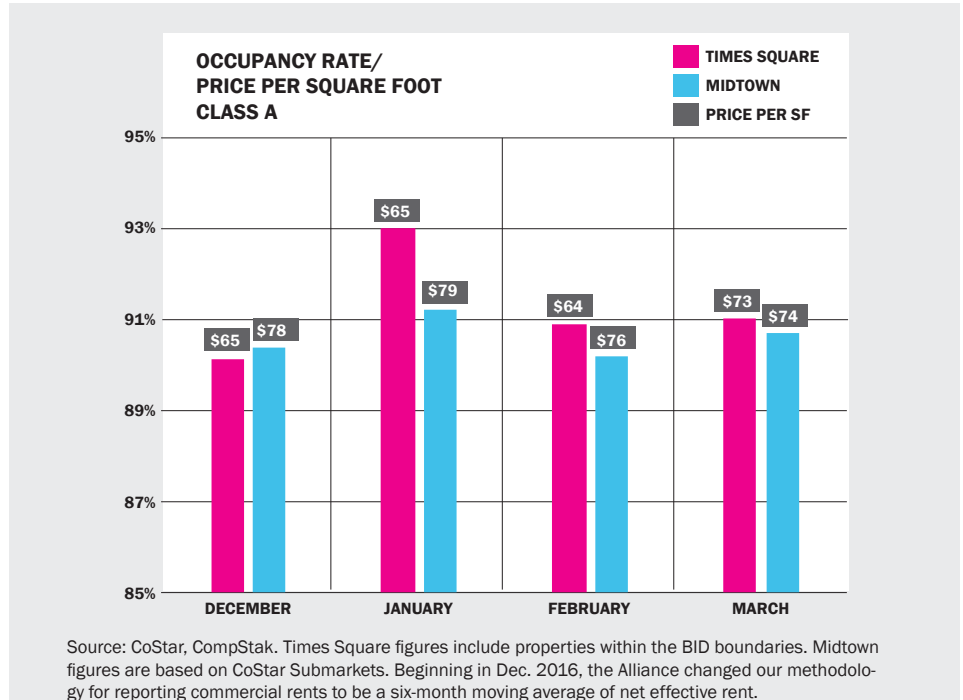
Commercial Real Estate

Class A

In March, Times Square's and Midtown's occupancy rates **remained on par** with last month at 91%.

Compared to last month, Times Square's net effective rent increased by \$9 to **\$73** per square foot, while Midtown's fell by \$2 to \$76 per square foot.

Times Square's increase in price per square foot is skewed by a lease added to Compstak before the city-wide shutdown. We will continue to closely monitor changes in commercial real estate.



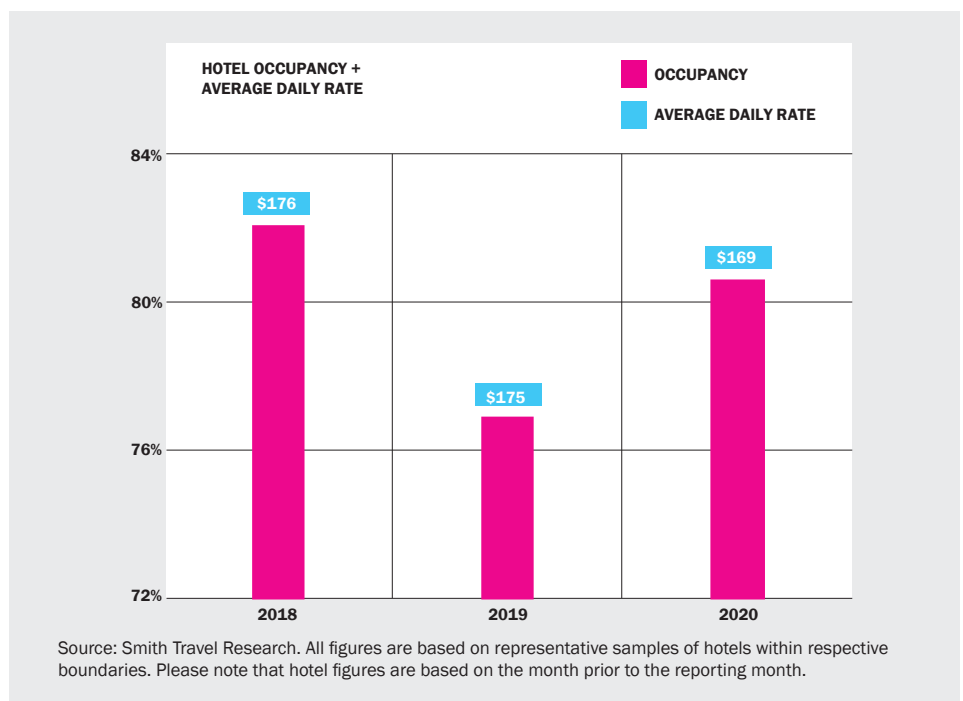
Hotels

Rates & Occupancy

In February, Times Square's hotel occupancy rate was just over **82%**, a 4% increase from 2019. Midtown and Manhattan had occupancy rates of 79% and 74% respectively, slight increases from 2019.

This February, Times Square's average daily rate was **\$169**, a 3.9% decline from 2019. Midtown and Manhattan daily rates declined less significantly from 2019.

While hotel performance was stable in February, we expect to see dramatic declines in March due to Coronavirus effects.



Broadway

Attendance & Gross Sales

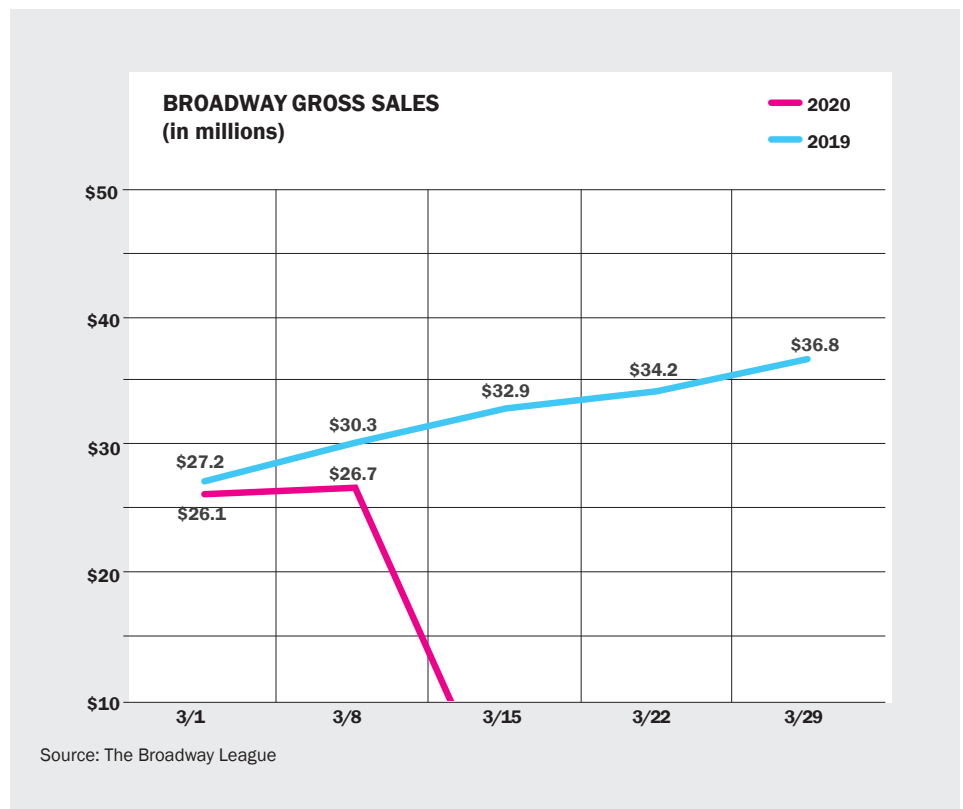
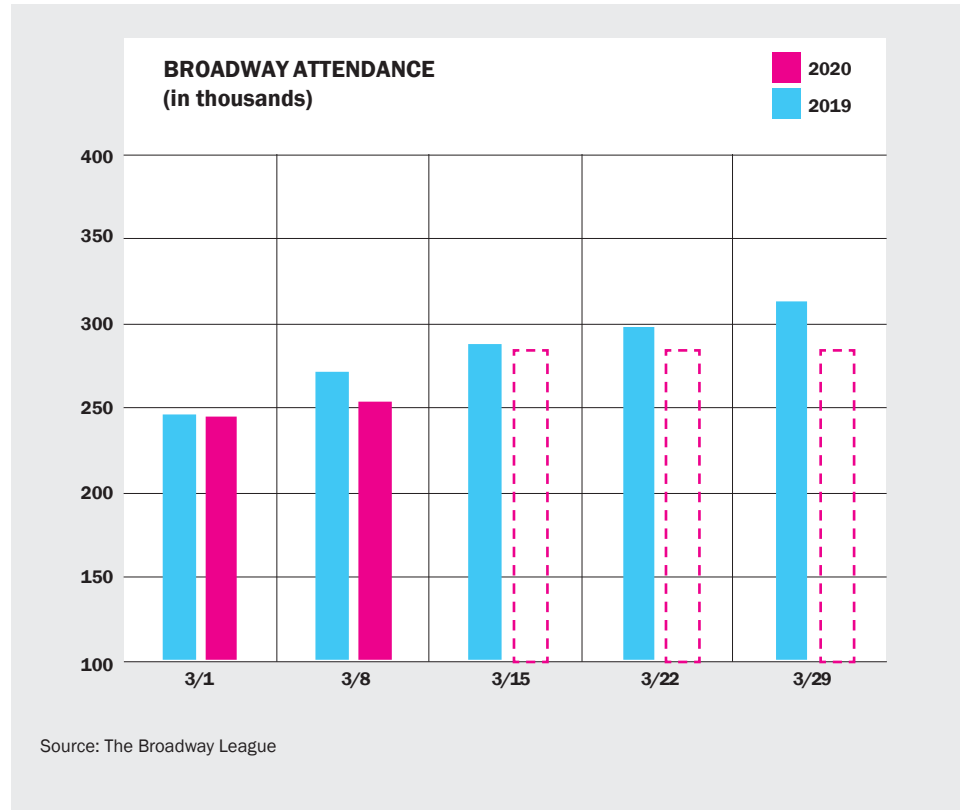
Due to the closure of Broadway on March 12, we are unable to report on weeks after March 8.

In the first two weeks of March, Broadway attendance declined by 3.6% to an average **248,984 patrons**.

Similarly, Broadway sales declined slightly to a weekly average of **\$26.4 million**.

31 shows played in the first two weeks of March. *Company*, *Di-ana*, and *Who's Afraid of Virginia Woolf?* began previews.

Company starring Patti Lupone began previews in March at the Bernard B. Jacobs Theatre.





Restaurants & Eateries

Open for Take-Out or Delivery during COVID-19 (subject to change)

Bareburger

Take-out & Delivery
366W 46th Street
(212) 673-2273

Bibble and Sip

Take-out only
253 W 51st Street
(646) 649-5116

Blue Fin

Take-out only
1567 Broadway
(212) 918-1400

Bubba Gump Shrimp Co.

Take-out only
1501 Broadway
(212) 391-7100

Buca di Beppo

Take-out only
1540 Broadway
(212) 764-6527

Buffalo Wild Wings

Take-out only
253 W 47th Street
(212) 265-9453

Carmine's

Take-out & Delivery
1501 Broaway
(212) 221-3800

China River

Take-out & Delivery
260 W 44th Street
(646) 767-0854

Cosmic Diner

Take-out & Delivery
870 8th Avenue
(212) 333-5888

Curry India

Take-out & Delivery
148 W 49th Street
(212) 302-8150

Connolly's Pub & Restaurant

Take-out & Delivery
121 W 45th Street
(212) 597-5126

Da Marino

Take-out & Delivery
220 W 49th Street
(212) 541-6601

Dallas BBQ

Take-out only
243 W 42nd Street
(212) 221-9000

Dig Inn

Take-out only
856 8th Avenue
(212) 335-2106

Ding BBQ & Hot Pot Restaurant

Take-out & Delivery
234 W 48th Street
(212) 265-0828

Donna Bell's Bake Shop

Take-out & Delivery
301 W 49th Street
(646) 410-0390

Friedmans

Take-out & Delivery
228 W 47th Street
(646) 876-1232

Gong Cha

Take-out & Delivery
1600 Broadway
(212) 659-2513

Green Symphony

Take-out & Delivery
255 W 43rd Street
(212) 391-4747

Haru Sushi

Take-out & Delivery
229 W 43rd Street
(212) 398-9810

Hong Kong Station

Take-out & Delivery
157 W 47th Street
(646) 429-8277

Huascar Company & Bakeshop

Take-out & Delivery
453 W 54th Street
(212) 933-1041

John's of Times Square

Take-out & Delivery
260 W 44th Street
(212) 391-7560

Junzi Kitchen

Take-out & Delivery
135 W 41st Street
(646) 669-8228



Restaurants & Eateries

Open for Take-Out or Delivery during COVID-19 (subject to change)

Landmark Tavern

Take-out & Delivery
626 11th Avenue
(212) 247-2562

Margon

Take-out & Delivery
136 W 46th Street
(212) 354-5013

McHale's Bar & Grill

Take-out & Delivery
251 W 51st Street
(212) 957-5202

Mia's Brooklyn Bakery

Take-out & Delivery
716 7th Avenue
(917) 261-4437

Nano Ecuadorian Kitchen

Take-out & Delivery
691 10th Avenue
(646) 649-4678

Nippori

Take-out & Delivery
245 W 51st Street
(646) 964-5332

Olive Garden

Take-out only
2 Times Square
(212) 333-3254

Ootoya

Take-out only
141 W 41st Street
(212) 704-0833

Palm Restaurant

Take-out only
250 W 50th Street
(212) 333-7256

Pasta Lovers Trattoria

Take-out & Delivery
234 W 48th Street
(212) 819-1155

Paul's on Times Square

Take-out & Delivery
136 W 42nd Street
(212) 204-7246

Pure Ktchn

Take-out & Delivery
352 W 46th Street
(646) 755-8502

Red Lobster

Take-out & Delivery
5 Times Square
(212) 730-6706

Red Moon

Take-out & Delivery
132 W 45th Street
(212) 391-6666

The Ribbon

Take-out & Delivery
220 W 44th Street
(212) 944-2474

Ruth's Chris Steak House

Take-out & Delivery
148 W 51st Street
(212) 245-9600

Schmackary's

Take-out & Delivery
362 W 45th Street
(646) 801-9866

Schnippers

Take-out & Delivery
620 8th Avenue
(212) 921-2400

Serafina at the Time Hotel

Take-out & Delivery
224 W 49th Street
(212) 247-1000

Sushi Lab

Take-out & Delivery
132 W 47th Street
(212) 432-0000

T45 Restaurant

Take-out only
135 W 45th Street
(646) 364-1234

Toloache 50

Take-out only
251 W 50th Street
(212) 581-1818

Tender Steak & Sushi

Take-out & Delivery
132 W 47th Street
(212) 514-6000